



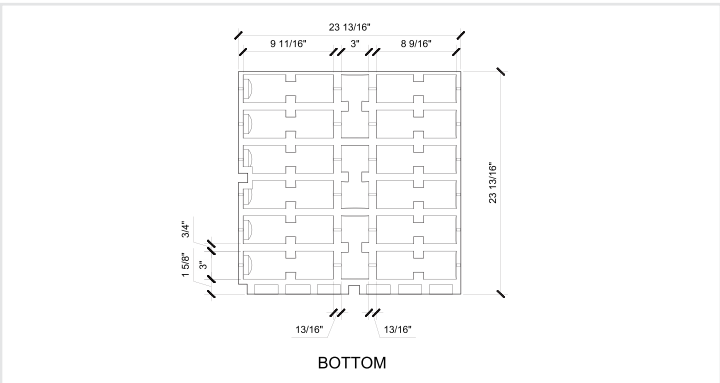
INTERLOCKING TILES

FEATURES



Interlocking Rubber Tiles are designed for playground and recreational use. The tile are equipped with a built-in alignment foot which allows for precise installation. The locking mechanism runs the entire perimeter to provide a more secure installation and will help minimize any curling or tile separation.

SPECIFICATIONS

- Available in varying thicknesses to meet critical fall heights up to 10 feet
- ADA accessible ramps, tiles, and edges available
- 2.25" - 4' fall - 26 lbs
2.75" - 6' fall - 29 lbs
3.25" - 8' fall - 31 lbs
4.25" - 10' fall - 39 lbs
- Tiles are available in colored standard buffing top and EPDM topped tiles. Refer to the color chart for a complete list of options.



Available Accessories Include:
 ADA Accessible Ramps
 Corners
 U-Locks and Filler Sticks



To verify product certification,
 visit www.ipema.org

800-853-5316
www.byoplayground.com